

Nov 1, 2013 - Mar 31, 2014

Compare to: Nov 1, 2012 - Mar 31, 2013

# Audience Overview

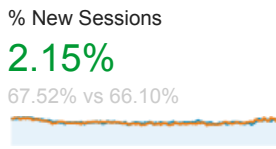
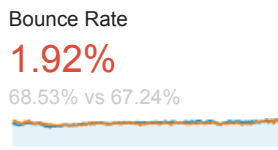
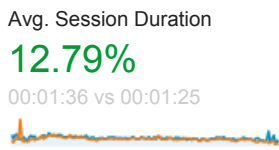
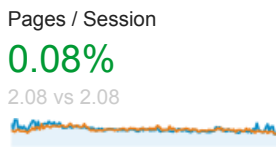
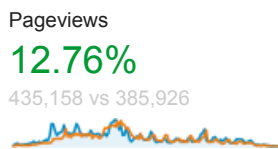
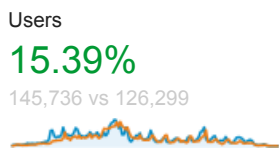
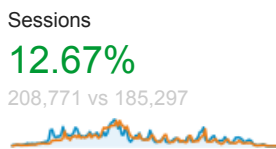
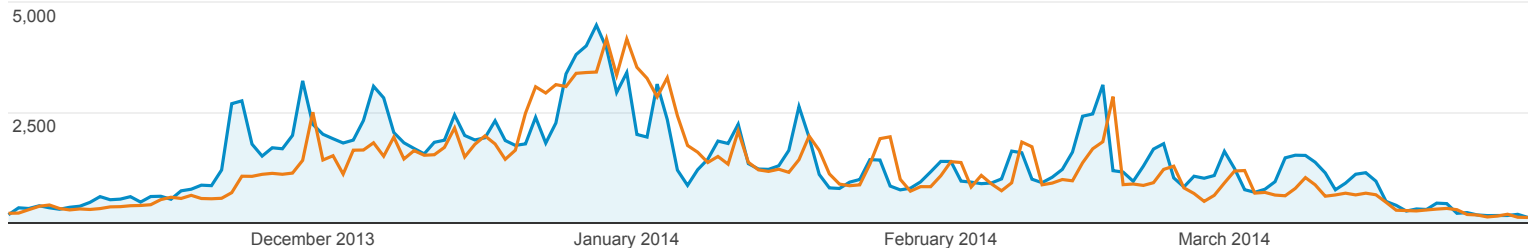
All Sessions  
+0.00%

+ Add Segment

## Overview

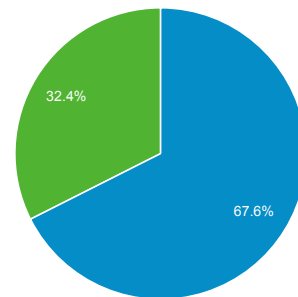
Nov 1, 2013 - Mar 31, 2014: Sessions

Nov 1, 2012 - Mar 31, 2013: Sessions

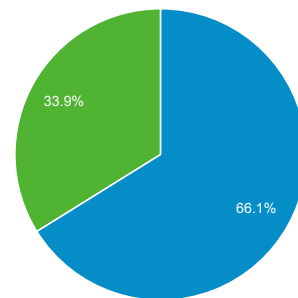


■ New Visitor ■ Returning Visitor

Nov 1, 2013 - Mar 31, 2014



Nov 1, 2012 - Mar 31, 2013



## Language

Sessions % Sessions

Language	Period	Sessions	% Sessions
1. en-us	Nov 1, 2013 - Mar 31, 2014	171,520	82.16%
	Nov 1, 2012 - Mar 31, 2013	160,108	86.41%
	<b>% Change</b>	<b>7.13%</b>	<b>-4.92%</b>
2. en-gb	Nov 1, 2013 - Mar 31, 2014	16,803	8.05%
	Nov 1, 2012 - Mar 31, 2013	9,137	4.93%
	<b>% Change</b>	<b>83.90%</b>	<b>63.22%</b>
3. en-ca	Nov 1, 2013 - Mar 31, 2014	13,250	6.35%
	Nov 1, 2012 - Mar 31, 2013	4,943	2.67%
	<b>% Change</b>	<b>168.06%</b>	<b>137.92%</b>

## 4. en

Nov 1, 2013 - Mar 31, 2014	3,540		1.70%
Nov 1, 2012 - Mar 31, 2013	7,499		4.05%
<b>% Change</b>	<b>-52.79%</b>		<b>-58.10%</b>

## 5. zh-cn

Nov 1, 2013 - Mar 31, 2014	373		0.18%
Nov 1, 2012 - Mar 31, 2013	325		0.18%
<b>% Change</b>	<b>14.77%</b>		<b>1.86%</b>

## 6. fr

Nov 1, 2013 - Mar 31, 2014	355		0.17%
Nov 1, 2012 - Mar 31, 2013	394		0.21%
<b>% Change</b>	<b>-9.90%</b>		<b>-20.03%</b>

## 7. fr-fr

Nov 1, 2013 - Mar 31, 2014	293		0.14%
Nov 1, 2012 - Mar 31, 2013	233		0.13%
<b>% Change</b>	<b>25.75%</b>		<b>11.61%</b>

## 8. pt-br

Nov 1, 2013 - Mar 31, 2014	233		0.11%
Nov 1, 2012 - Mar 31, 2013	202		0.11%
<b>% Change</b>	<b>15.35%</b>		<b>2.38%</b>

## 9. ja-jp

Nov 1, 2013 - Mar 31, 2014	192		0.09%
Nov 1, 2012 - Mar 31, 2013	106		0.06%
<b>% Change</b>	<b>81.13%</b>		<b>60.77%</b>

## 10. ko-kr

Nov 1, 2013 - Mar 31, 2014	190		0.09%
Nov 1, 2012 - Mar 31, 2013	154		0.08%
<b>% Change</b>	<b>23.38%</b>		<b>9.50%</b>